



### District Report Card: 2017


<b>State:</b> Punjab	<b>District:</b> Mohali
<b>Class:</b> 3	<b>Subject:</b> Mathematics
<b>Schools:</b> 60	<b>Students:</b> 1091


### Participation/Coverage


#### Students

 GENDER	Boys		Girls	
	Number	%	Number	%
	609	55.82	482	44.18

 AREA	Rural		Urban	
	Number	%	Number	%
	732	67.09	359	32.91

 CATEGORY	SC		ST		OBC		GEN	
	Number	%	Number	%	Number	%	Number	%
	468	42.90	11	1.01	236	21.63	376	34.46

 CWSN	LD	VI	HI	S&LD	ID	Oth
	2	4	0	3	4	2

 Management	Government		Government-aided	
	Number	%	Number	%
	1049	96.15	42	3.85

### Average Performance of Students in Mathematics (%)

Overall	Gender		Area		Management		Social Group			
	Male	Female	Rural	Urban	Govt.	Aided	SC	ST	OBC	GEN
44.91	44.38	45.59	47.14	40.37	46.48	5.71	47.08	52.73	47.40	40.43

## Performance on Learning Outcomes (LOs)

Learning Outcomes	Description	Average Performance(%)
M301	Reads and writes numbers up to 999 using place value	38.43
M302	Compares numbers up to 999 based on their place values	58.39
M303	Solves simple daily life problems using addition and subtraction of three digit numbers with and without regrouping	38.16
M304	Constructs and uses the multiplication facts (up till 10) in daily life situations	45.14
M305	Analyses and applies an appropriate number operation in the situation/ context	44.64
M306	Explains the meaning of division facts by equal grouping/sharing and finds it by repeated subtraction	45.65
M309	Identifies and makes 2D-shapes by paper folding, paper cutting on the dot grid, using straight lines etc.	63.64
M311	Fills a given region leaving no gaps using a tile of a given shape	17.79
M312	Estimates and measures length and distance using standard units like centimeters or meters & identifies relationships	19.85
M317	Reads the time correctly to the hour using a clock/watch	56.65
M318	Extends patterns in simple shapes and numbers	35.97
M319	Records data using tally marks, represents pictorially and draws conclusions	58.39

Range of Performance of Students who Answered Correctly							
Below 30%		30% - 50%		50% - 75%		Above 75%	
Number	%	Number	%	Number	%	Number	%
314	28.78	272	24.93	349	31.99	156	14.30

### Lowest Performing Learning Outcomes (LOs)

- 1 - Fills a given region leaving no gaps using a tile of a given shape (17.79)
- 2 - Estimates and measures length and distance using standard units like centimeters or meters & identifies relationships (19.85)
- 3 - Extends patterns in simple shapes and numbers (35.97)
- 4 - Solves simple daily life problems using addition and subtraction of three digit numbers with and without regrouping (38.16)
- 5 - Reads and writes numbers up to 999 using place value (38.43)